



VINEYARDS




ORCHARDS

COMBY In-Row Weed Knife

Dual-sided in-row weed knife with reversible 3-pt linkage frame. Unit can operate on a front or rear tractor 3-point linkage. Standard model utilizes 1 hydraulic remote valve from tractor (Min 12 gpm of oil flow) and a free-flow return back to tractor sump. Optional hydraulic pump and tank units available. Fully adjustable hydraulic

sensor rods. Double-acting hydraulic pistons move weed knives in/out of plant rows. Each cultivating head can be independently angled +/-15 degrees to follow soil contours. Four model sizes to fit a wide range of vineyard/orchard row spacings. Heavy duty design and construction for reliable service.



Standard Equipment

- | Reversible cat. 1 & 2 three point hitch
- | Electrohydraulic control box for in-cab installation.
- | Adjustable pneumatic wheels for cutting depth
- | Independent angle adjustment of each side (+/-15 degrees)
- | Standard 22" weed knives
- | Emergency over-ride button of sensor rods for weed knife retraction
- | Fully adjustable sensor rod
- | Heavy duty frame and construction for demanding conditions





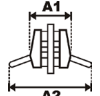
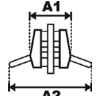
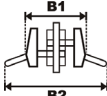
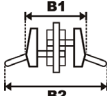


707.996.2605 | MGEquipment@gmail.com | MGEweb.com
Fax 707.996.3405 | P.O. Box 655 | Vineburg, CA 95487



COMBY DX-SX IN-ROW WEED KNIFE

* Note: Available in only rear mounted 3-point attachment

MODEL	WEIGHT 	MAX/MIN WIDTH (FULLY CLOSED)		MAX/MIN WIDTH (FULLY OPEN)		TRACTOR SIZE 	WORKING DEPTH 	ROW SPACING 
		A1 	A2 	B1 	B2 			
Compact*	995	39"	59"	47"	68"	50-90 Hp	3-6"	5'
Piccolo	1,275	60"	80"	100"	123"	60-90 Hp	3-6"	6-8'
Medio	1,495	75"	95"	95"	115"	60-90 Hp	3-6"	8-9'
Grande	1,650	87"	106"	126"	146"	70-90 Hp	3-6"	9-11'

MODEL CONFIGURATIONS

EASY

Operates using one (1) hydraulic remote valve from tractor (min 12 gpm of oil flow with free-flow return to tractor). All unit functions controlled by electrohydraulic control panel.

TOP

Factory installed hydraulic oil pumps (2) and oil tank. Unit does not use any hydraulic oil from tractor. Includes heavy duty PTO driveline. All unit functions controlled by electrohydraulic control panel.

PREMIUM

Factory installed hydraulic oil pumps (3), oil tank and oil cooler with fan. Unit does not use any hydraulic oil from tractor. Equipped to handle hydraulic-driven cultivating tools. Includes heavy duty PTO driveline. All unit functions controlled by electrohydraulic control panel.

OPTIONAL EQUIPMENT (available on all models)

 16 or 28" Knife Blade	 In-Row Hoe Plow	 Rear Soil Deflector	 Trunk Cleaning Tool
 Ripper/Chisel Shank	 Culter Wheel (Smooth)	 Culter Wheel (Toothed)	 KULT Weed Star
	 Rollacker Weeder		

OPTIONAL EQUIPMENT (for premium model only)

 Weeder Brush	 Rotating Harrow	 Power Disk Blades	 Mini Power Harrow
---	--	---	--